



HOME



GOLDENSUN

Clay, water, air, and fire are the four inspiring elements of the Home series, in which the most ancient tradition of “handmade” clay is recreated in a technologically advanced porcelain tile. Home, where everything is both magical and real.



DARKPEAT



GOLDENSUN




REDFLAME




WHITEPASTEL

Available Sizes

Thickness 9mm



16 x 16*




8 x 16

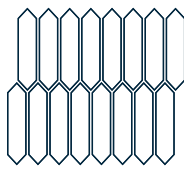


2 x 16 Bullnose

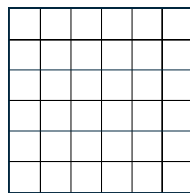
* Natural and Exterior Finish. Whitepastel in Natural finish only



Shell Mosaic
12 x 12 Sheet



Picket Mosaic
10 x 12 Sheet



2 x 2 Mosaic
12 x 12 Sheet

Other sizes and colors available special order Italy

Technical Specifications

Product Performance	Result	Testing Method
Water Absorption	< 0.5%	ISO 10545-3
Breaking Strength	≥43 Nmm ²	ISO 10545-4
Scratch Resistance	5 PEI	ISO 10545-7
Frost Resistance	Guaranteed	ISO 10545-12
Chemical Resistance	GA/GLA/GHA	ISO 10545-13
Stain Resistance	Compliant	ISO 10545-14
DCOF	>0.42 Exterior >0.70	ANSI A137.1
Slip Resistance	R9 Exterior R11	DIN EN 16165
Shade Variation	V4	
Recommended Grout Thickness	2mm	
Application Area	Home is recommended for exterior walls, interior floors dry, interior walls wet/dry, and shower floors (mosaics only) in residential and commercial applications. Exterior floors in the 16x16 exterior finish only.	

View other great product options and find detailed product specifications at
crossvillestudios.com



DARKPEAT & WHITEPASTEL



REDFLAME



WHITEPASTEL

View other great product options and find detailed product specifications at
crossvillstudios.com