

Crossville Studios


SOHO WALL TILE




TAUPE GLOSSY

The SOHO tile series offers an elegant selection of subway tiles that capture all of the passion and richness of a hand-made glazed tile.

CERAMIC WALL TILE




WHITE



BISCUIT




LINEN



WARM GREY




TAUPE




BLACK

Available Sizes

Thickness 7 mm



8 x 24^{†1}



8 x 16^{†2}



4 x 12 Bevel¹



4 x 16^{*3}




3 x 6^{*}



3 x 6 Bevel^{†2}



4 x 8 Bullnose^{*}



3 x 6 Bullnose^{*}

Technical Specifications

Product Performance	Result	Testing Method
Water Absorption	≤ 10%	ISO 10545-3
Frost Resistance	Non Resistant	ISO 10545-12
Breaking Strength	≥ 230	ISO 10545-4
Chemical Resistance	Class B	ISO 10545-13
Shade Variation	V1	
Recommended Grout Thickness	2mm	
Usage	Soho is suitable for interior walls in both residential and commercial applications.	

* Matte finish only available white color

† Available in White Glossy color only

¹ 9mm thickness

² 8mm thickness

³ 7.3mm thickness

View other great product options and find detailed product specifications at crossvillestudios.com